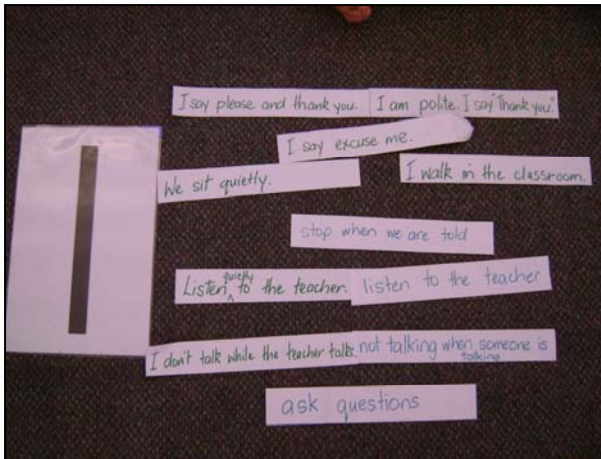


Creating a Rubric



1. Our ideas of what it would look like



2. Creating a rating ladder - easy to hard to achieve ..



3. Deciding where I am in my learning



4. Having a buddy help me decide where I am in my learning ...



5. Getting help from the teacher to decide where I am in my learning ...




6. Placing myself where I am now in my learning and knowing what I must do to move to the next stage in my learning




Using a Rubric



1. Make it visible and real



2. Include graphics so juniors understand the steps




3. Colour code for easier discussion...



4. Keep referring to the rubric to keep it active and integrate



6. Showing where I am now in my learning and knowing what I must do to move to the next stage in my learning Visible and others then able to assist with moving peers on



5. Being articulate in Where am I now? ... and ... What do I need to do to move to the next stage in my learning?